



Sign up for our free service at
<https://publicinsightdata.com/research/us-jobs-report/>.

U.S. Jobs Market – March Update

April 7, 2022

Dan Quigg – CEO, Public Insight Data Corporation

This Month's Focus: Workplace Satisfaction



Jobs Report – 2021 in Review The State of the Workforce and What You Can Do About It

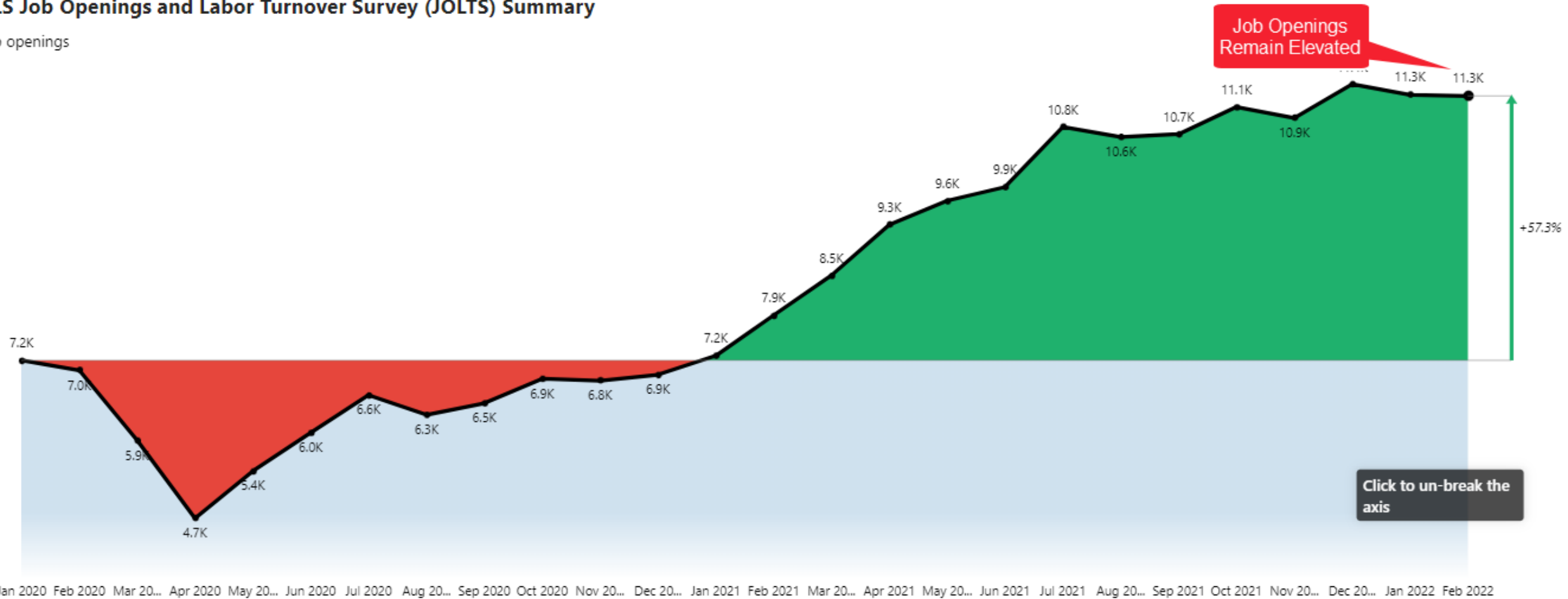
January 2022



Quick Update on Labor Market

BLS Job Openings and Labor Turnover Survey (JOLTS) Summary

Job openings

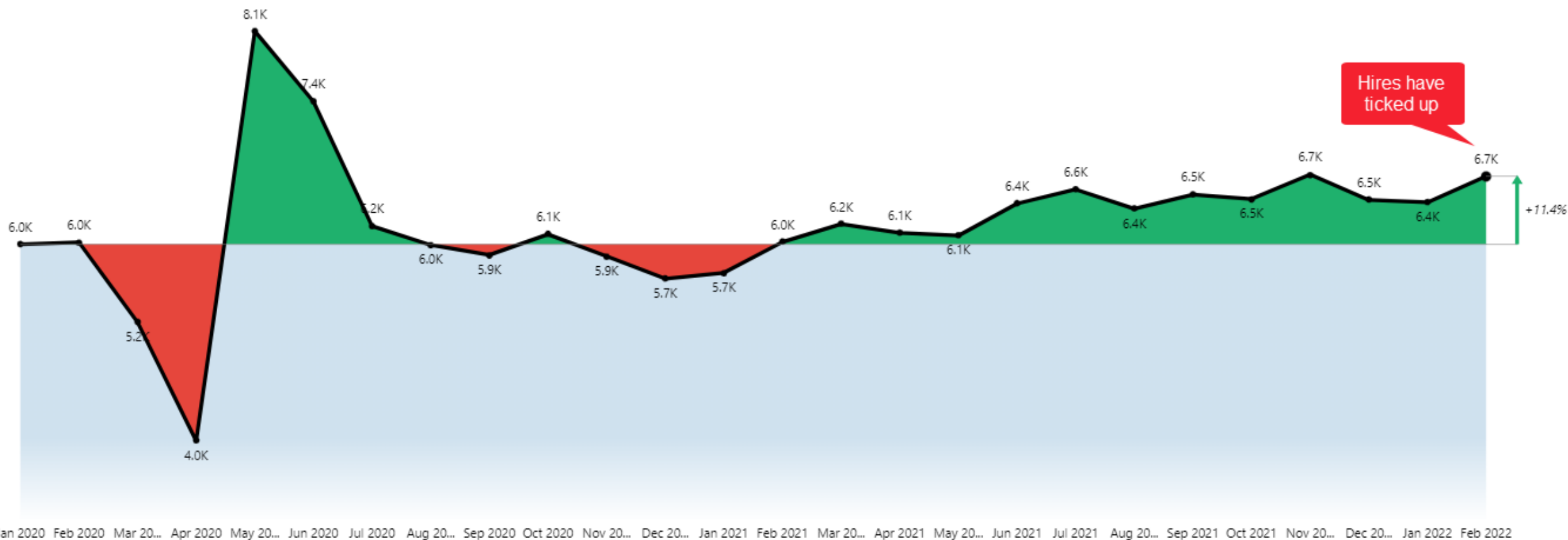


Click to un-break the axis

Quick Update on Labor Market

BLS Job Openings and Labor Turnover Survey (JOLTS) Summary

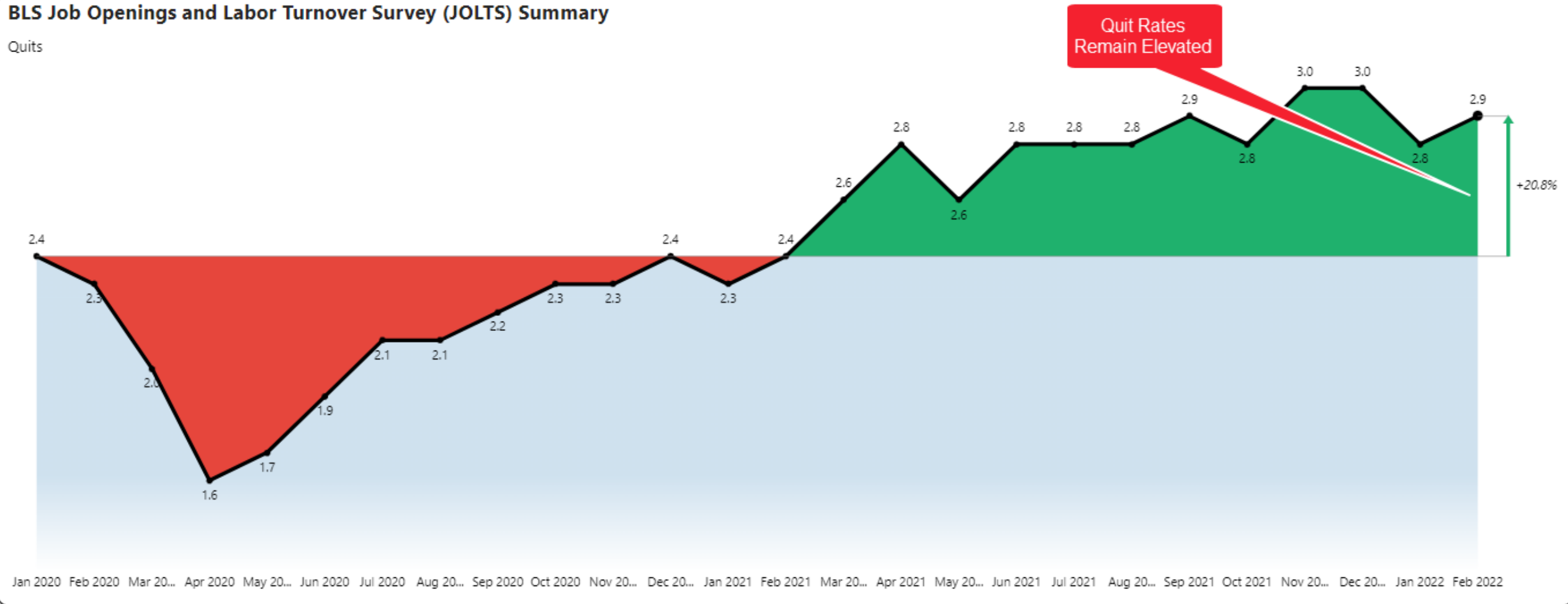
Hires



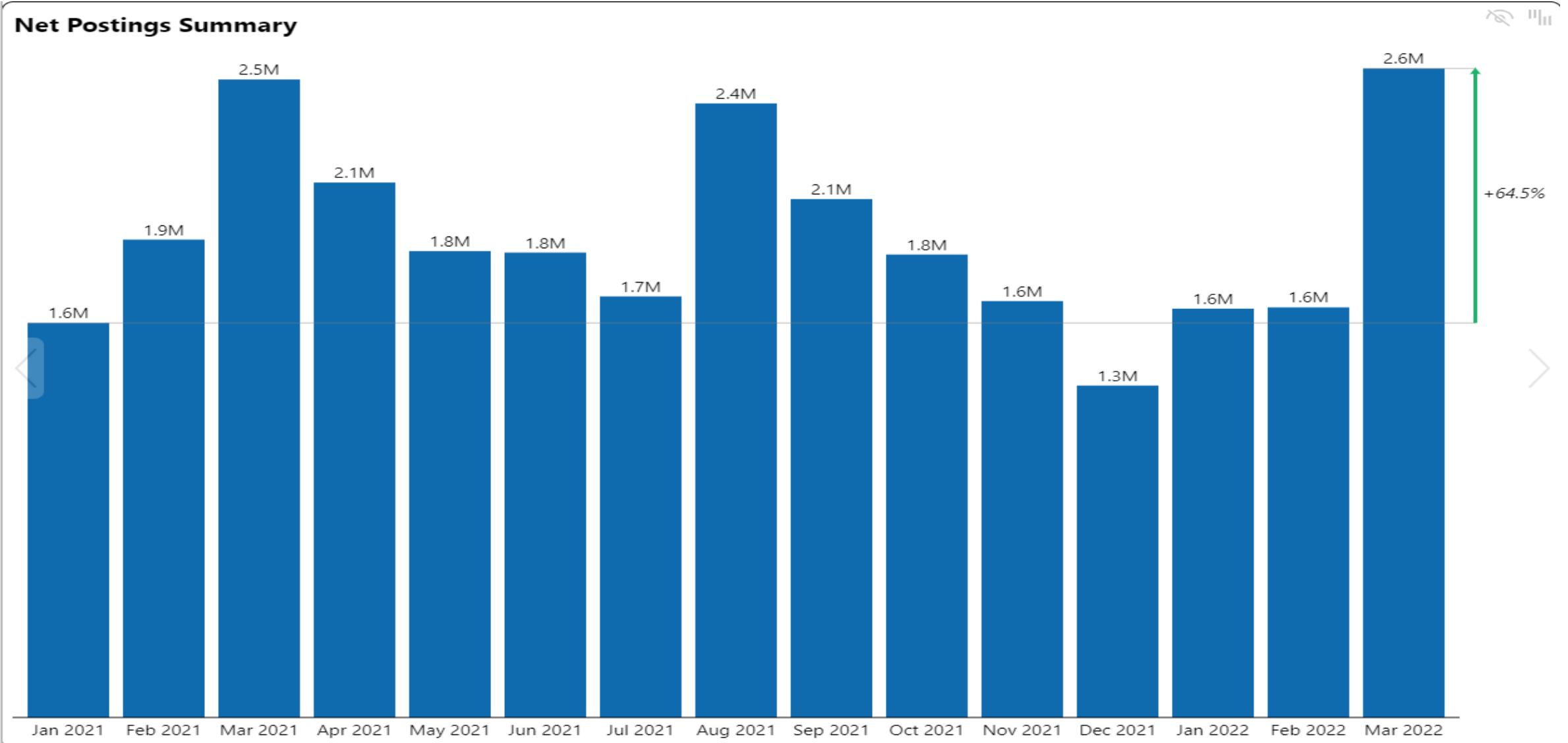
Quick Update on Labor Market

BLS Job Openings and Labor Turnover Survey (JOLTS) Summary

Quits



Posting Volume is Accelerating

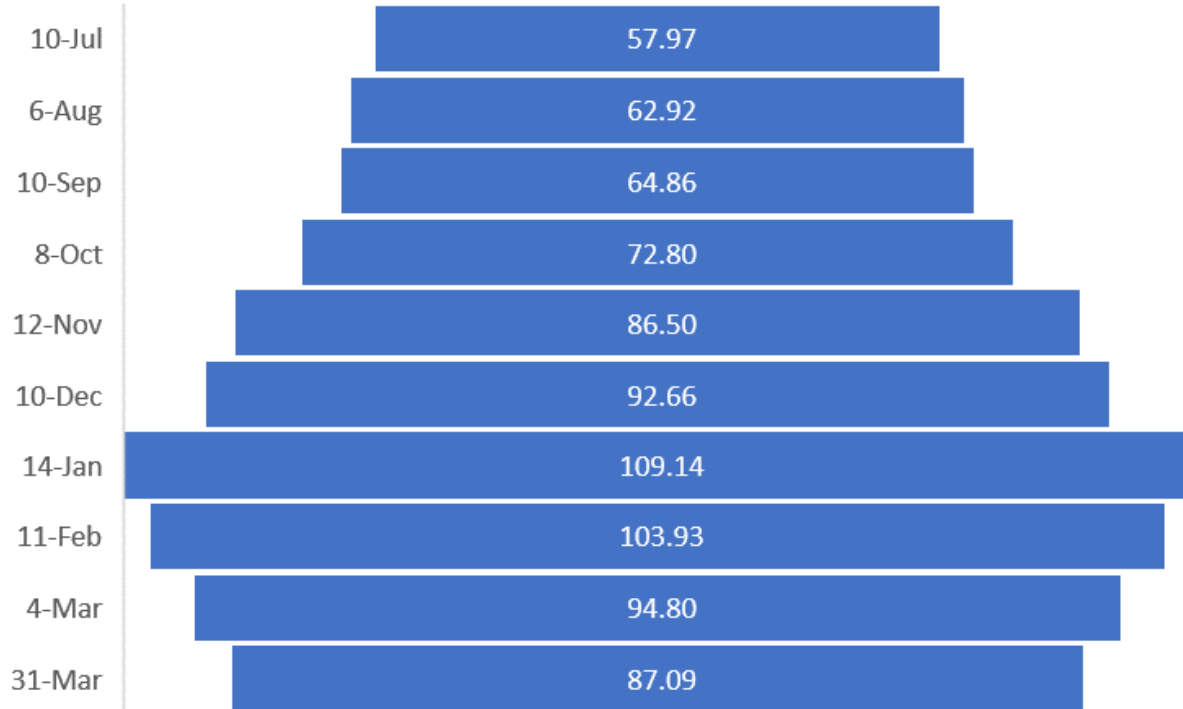


Quarterly Posting Summary

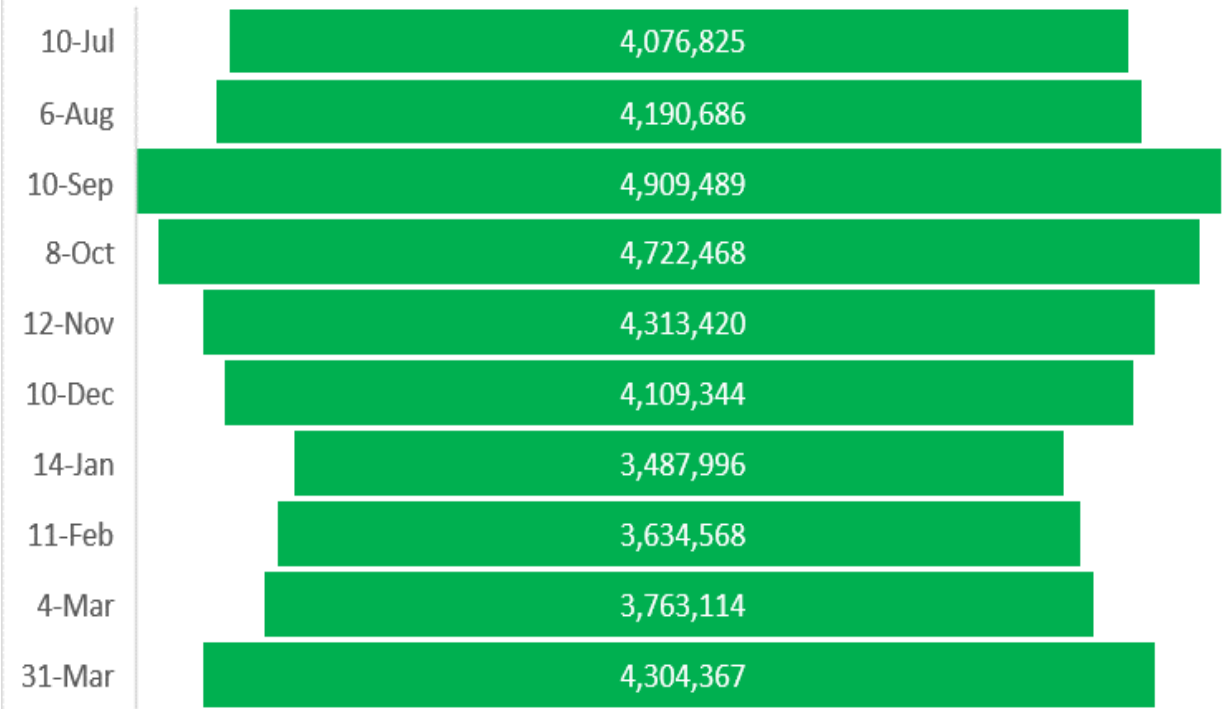
	2022-Q1	2021-Q4	2021-Q3	2021-Q2	2021-Q1
Job Postings	7,648,763	7,788,404	9,974,786	8,974,275	9,064,918
Reposting %	23.99%	37.24%	38.19%	35.26%	34.00%
Permanently Remote	2.25%	1.79%	1.82%	1.61%	1.52%
Temporarily Remote		0.74%	1.22%	2.03%	2.03%
Hybrid Remote	0.55%				
Mid Posted Compensation	48,976	48,746	50,805	47,798	48,397
Employers	632,042	613,105	751,863	767,513	731,686
Urgent %	23.16%	13.31%	15.45%	30.29%	18.65%
Filled %	41.95%	85.12%	93.06%	96.22%	97.24%
Estimated Fill Days Age	45.44	61.26	49.45	43.73	34.16
Job Posting Intensity	1.17	1.40	1.50	1.55	1.83

Open Posting Aging

Avg. Aging



Open Postings



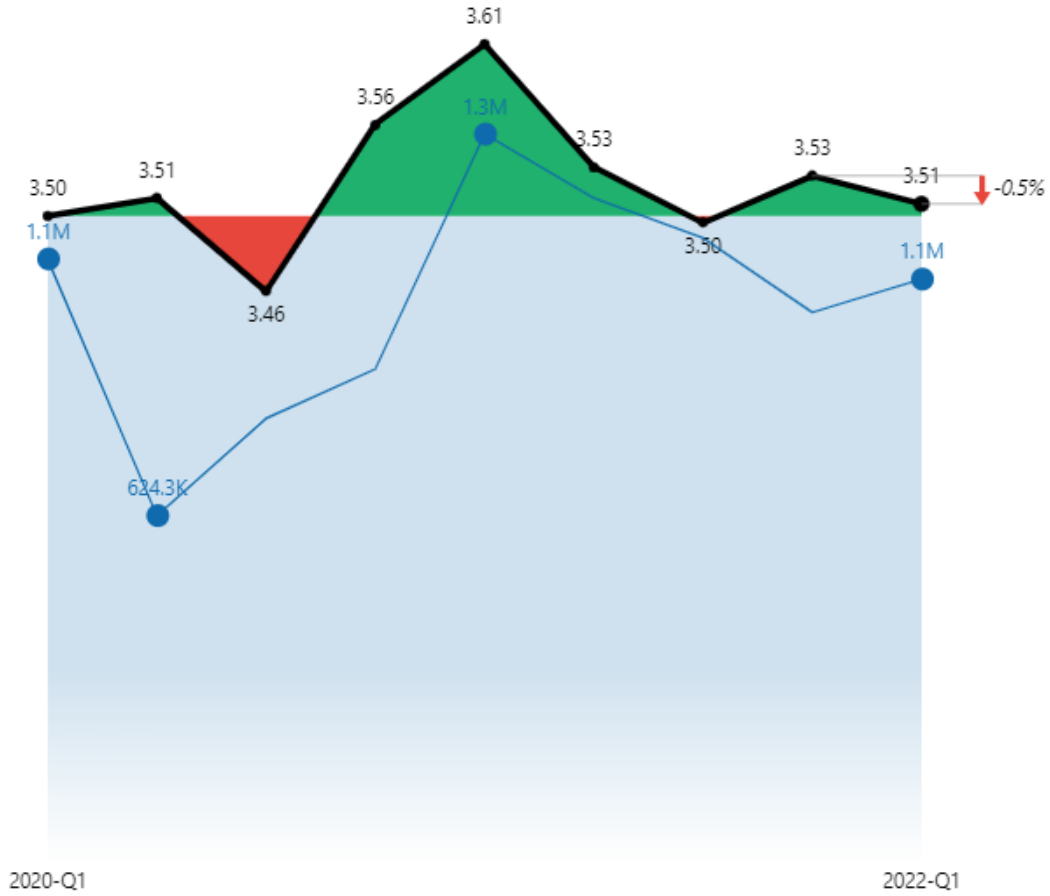
Indeed Survey Shows Declining Workplace Happiness

Happiness Survey Responses by NAICS Industry

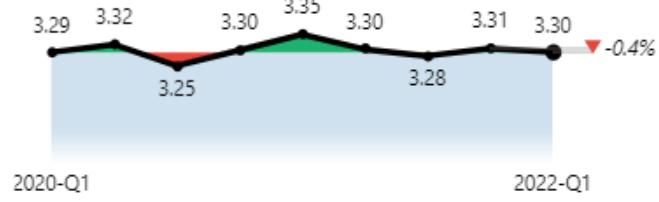
Sector	Overall	Achievement	Appreciation	Belonging	Compensation	Energy	Flexibility	Inclusion	Learning	Management	Purpose	Satisfaction	Stress-free	Support	Trust
Accommodation and Food Services	61	68	66	58	59	65	66	62	64	60	66	58	53	65	59
Administrative and Support and Waste Management and Remediation Services	58	64	61	54	58	60	61	59	62	56	64	56	58	61	55
Agriculture, Forestry, Fishing and Hunting	61	68	64	57	63	63	63	61	66	59	67	59	56	63	57
Arts, Entertainment, and Recreation	65	70	69	62	60	67	66	66	66	63	69	63	58	68	61
Construction	63	69	66	59	64	65	63	62	68	60	69	61	57	65	59
Educational Services	70	74	74	67	64	70	74	71	74	68	76	67	60	73	68
Finance and Insurance	58	66	65	57	63	59	65	63	66	60	65	58	52	65	58
Health Care and Social Assistance	59	65	64	56	58	62	64	59	66	57	68	57	53	63	56
Information	62	68	65	58	63	63	67	64	66	60	67	60	55	65	59
Management of Companies and Enterprises	60	67	66	57	60	63	65	62	64	58	65	58	54	64	58
Manufacturing	59	67	63	55	63	61	61	59	64	56	65	57	55	62	55
Mining, Quarrying, and Oil and Gas Extraction	63	69	65	59	68	65	64	62	69	60	69	63	58	65	58
Other Services (except Public Administration)	59	66	64	56	57	61	63	60	63	57	66	57	55	63	56
Professional, Scientific, and Technical Services	62	68	66	58	62	63	67	63	67	61	68	60	57	65	60
Public Administration	67	72	71	66	65	68	67	67	73	66	74	65	56	70	65
Real Estate and Rental and Leasing	62	69	66	59	60	65	66	63	66	60	67	60	56	65	59
Retail	59	67	65	55	57	61	63	61	63	58	64	56	54	63	57
Transportation and Warehousing	60	66	62	55	61	62	62	59	62	56	67	58	57	61	56
Utilities	60	67	64	56	65	61	63	61	65	58	66	59	55	63	57
Wholesale Trade	57	65	62	54	59	60	61	58	62	56	63	56	54	61	55
Total	60	67	65	57	60	62	64	61	65	58	66	58	55	64	57

Indeed and Glassdoor Ratings Declines

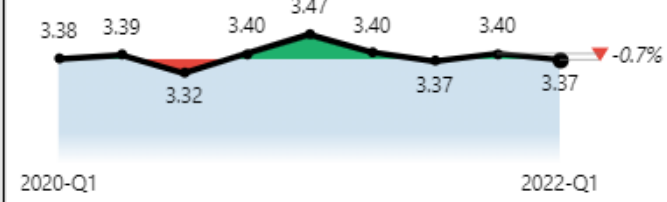
Overall Rating and Rating Count



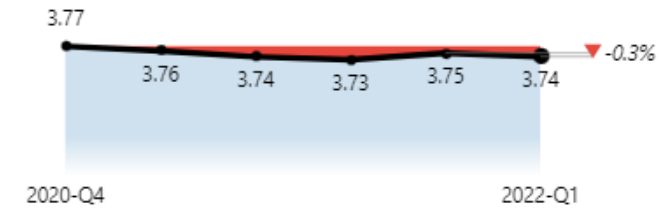
Compensation



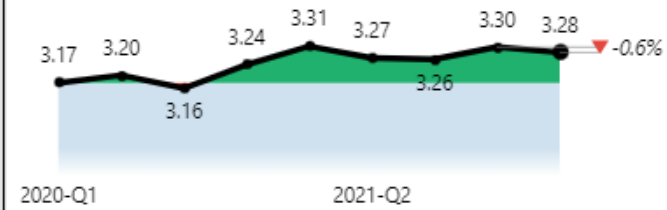
Culture



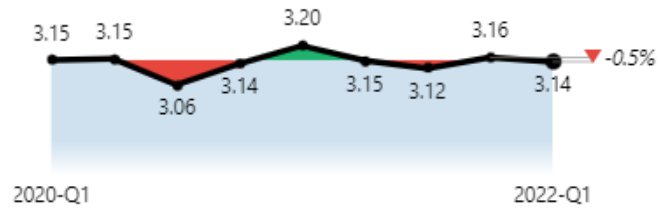
DEI



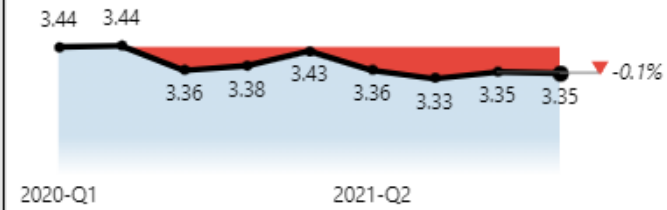
Job Security



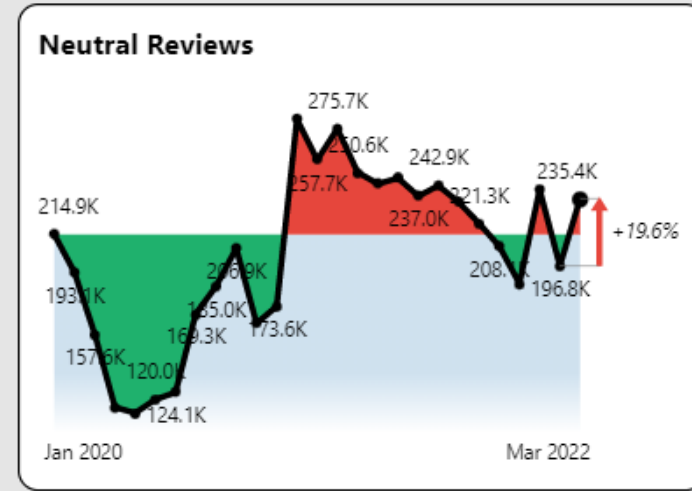
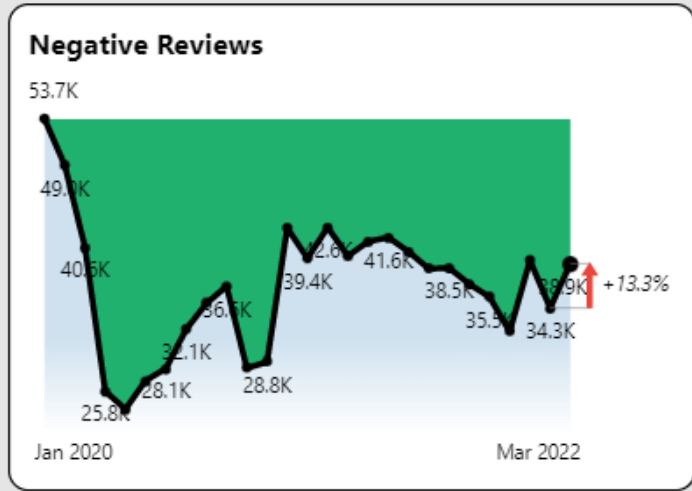
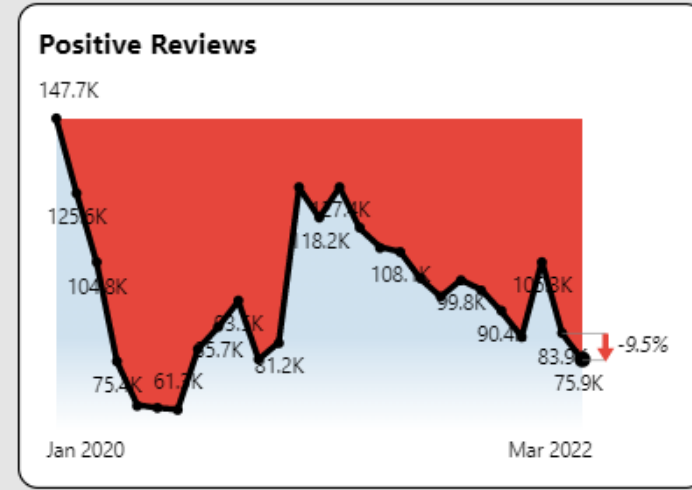
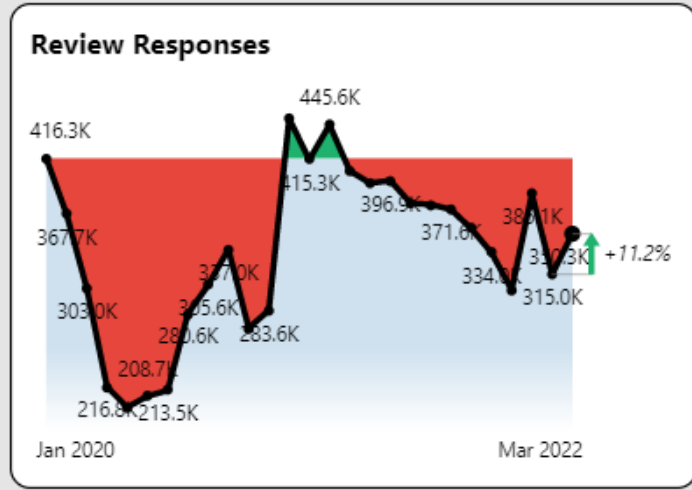
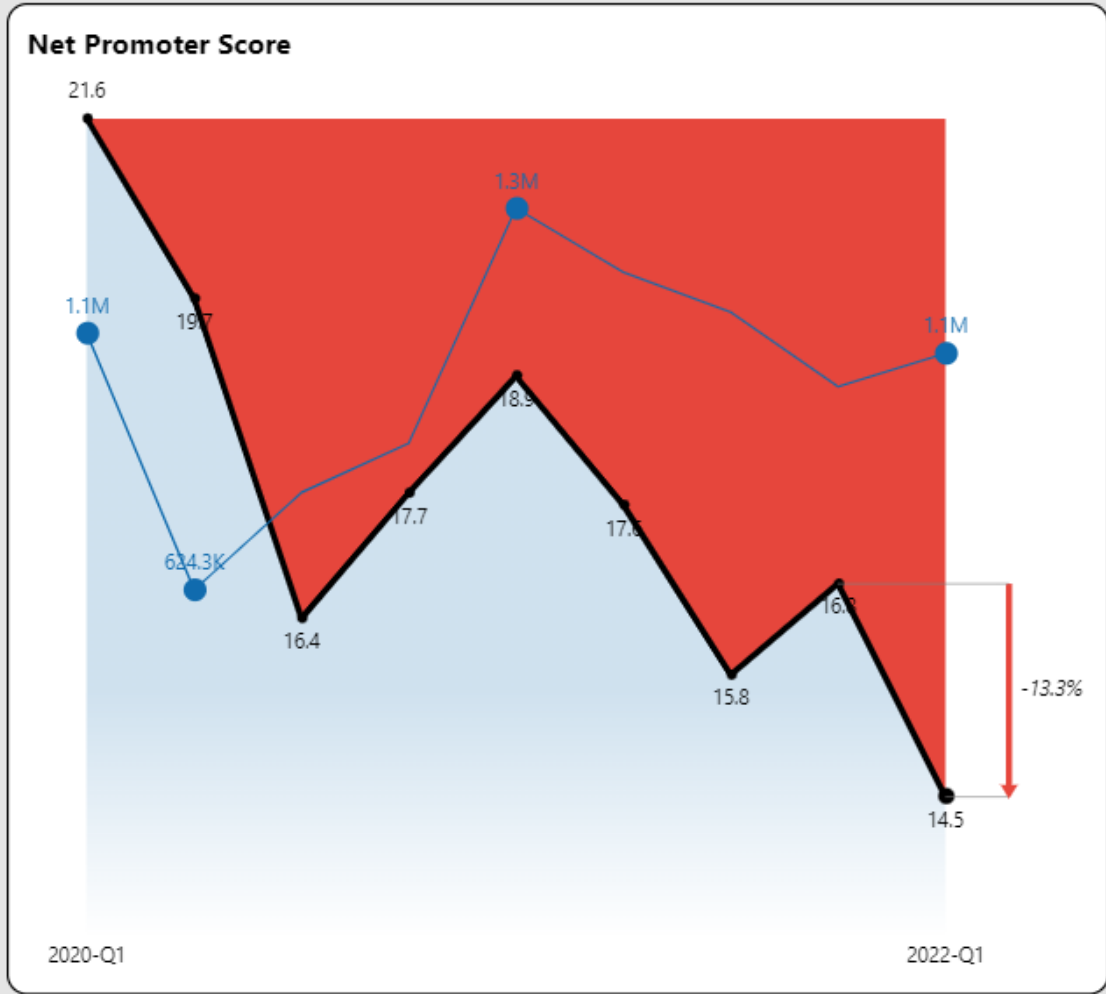
Management



Work-Life Balance



Review Sentiment Declines





How Can TalentView Help Your Company with Data-Driven Decision Making?

Schedule a personalized demo
and discussion of your needs

[Schedule Demo](#)

GET IN TOUCH: Dan.Quigg@publicinsightdata.com
<https://www.linkedin.com/in/danquigg/>

VIEW WEBSITE: www.PublicInsightData.com